



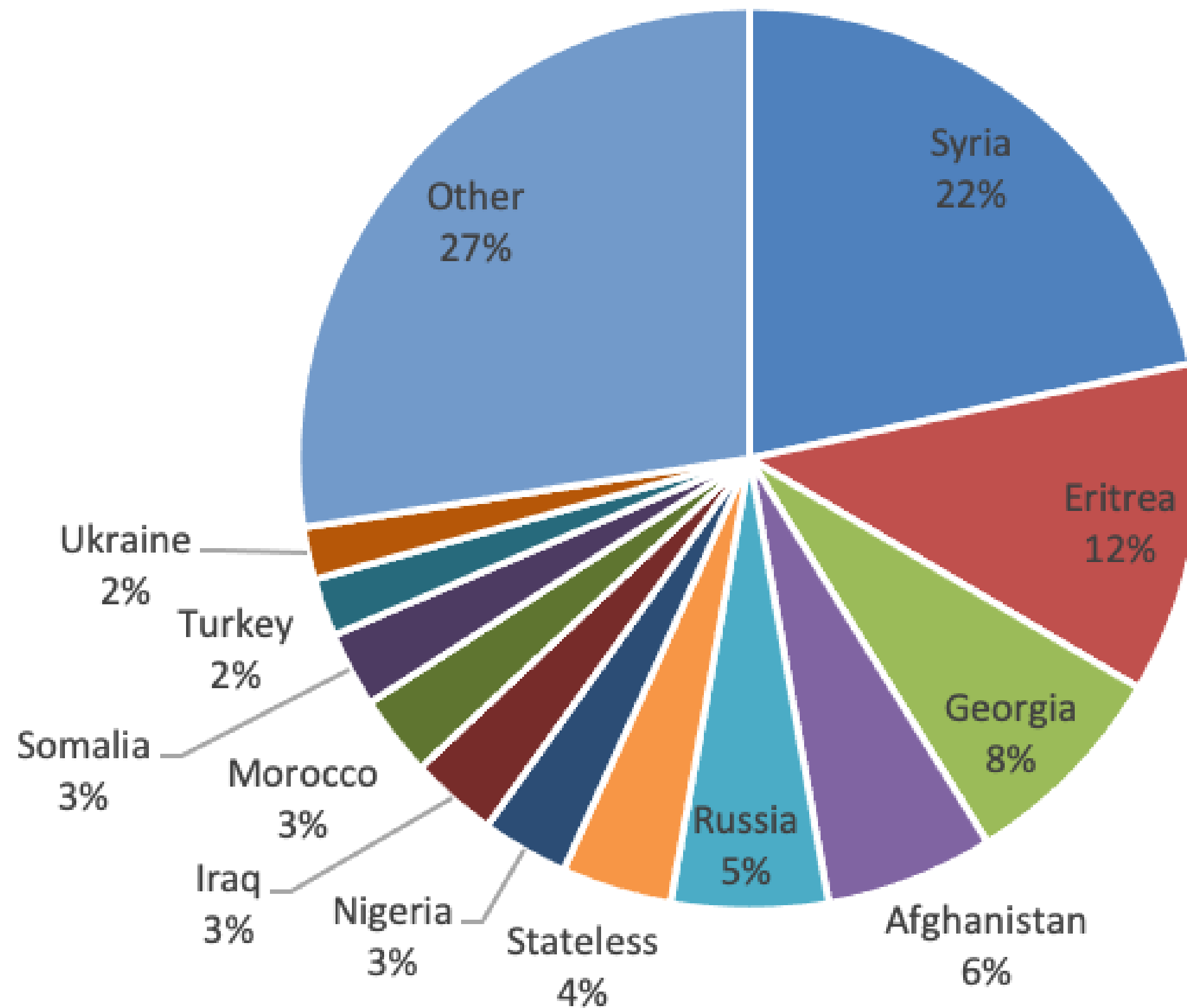
# FINKLUSIV

## DANMARK

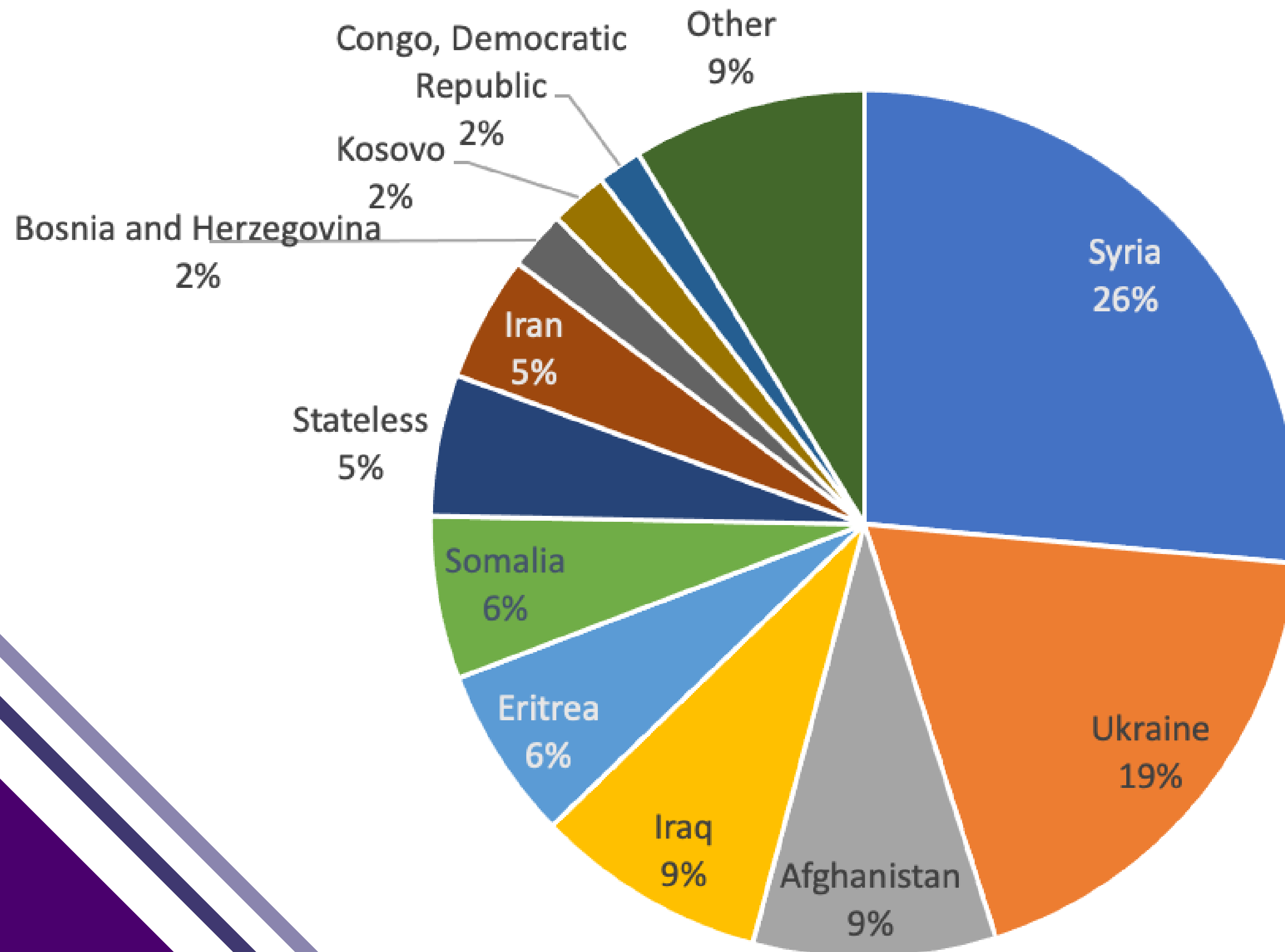
### Data Updates



# Asylum Applications in Denmark mid-2022

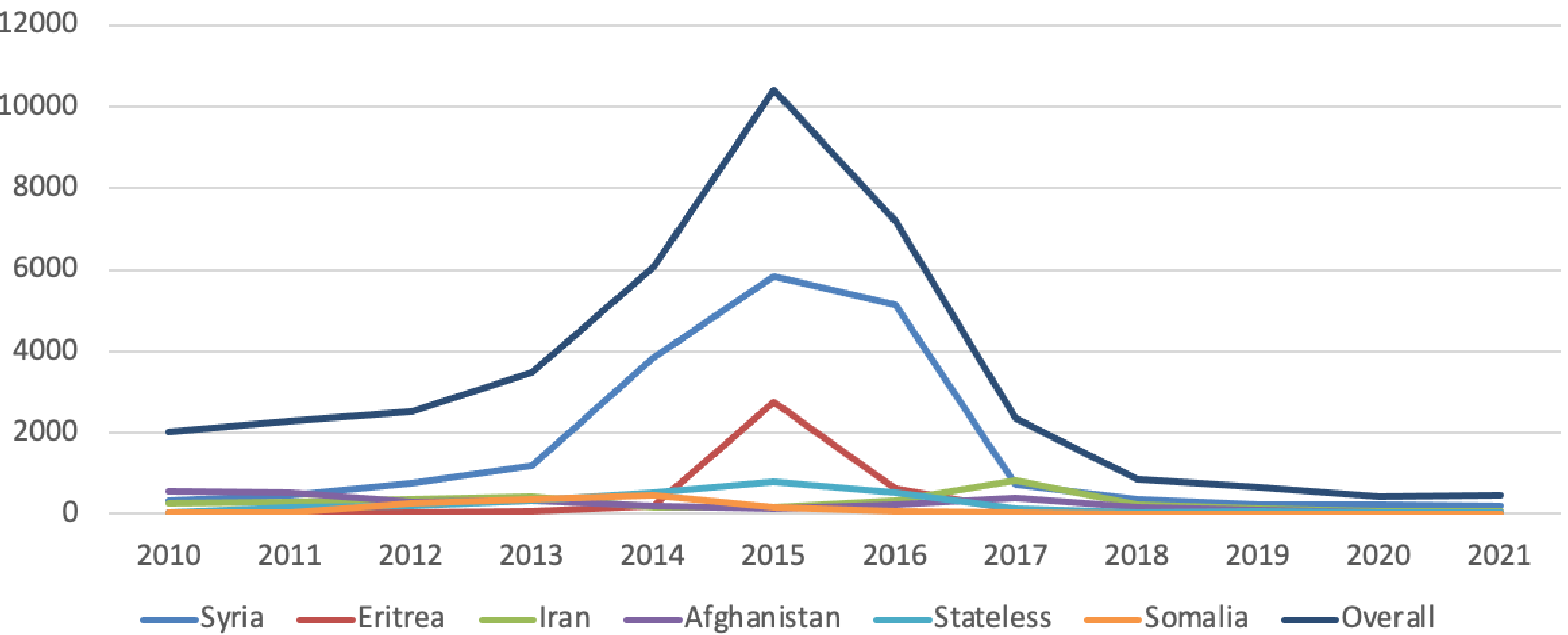


# Asylum seekers granted status in Denmark by country of origin '97 to '22



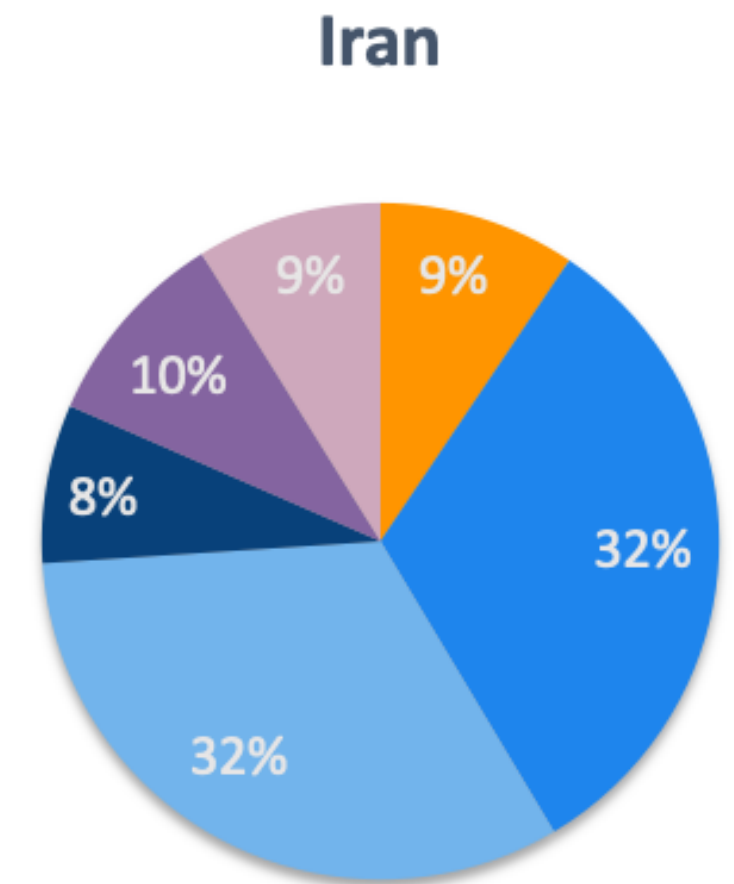
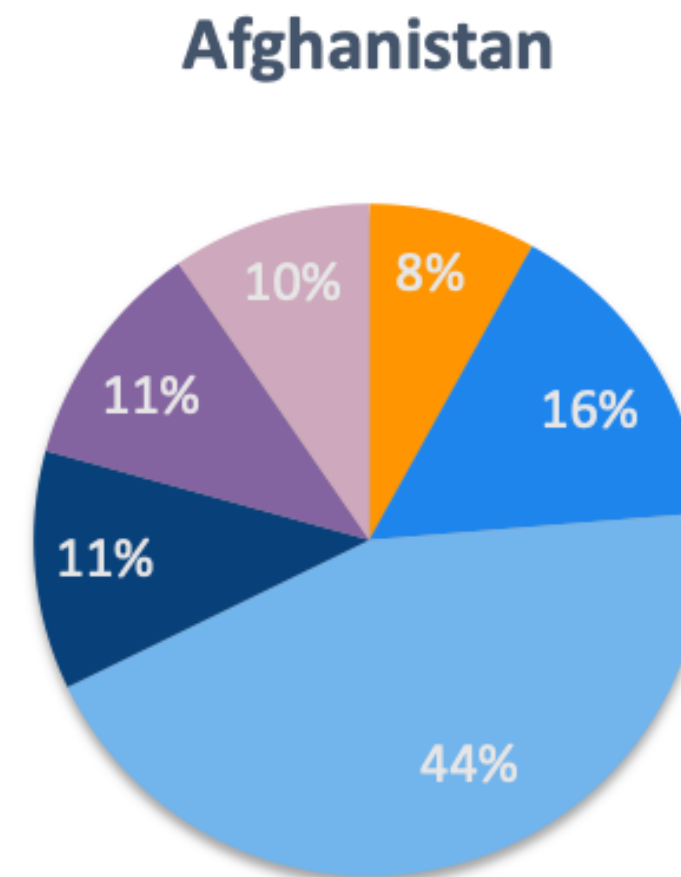
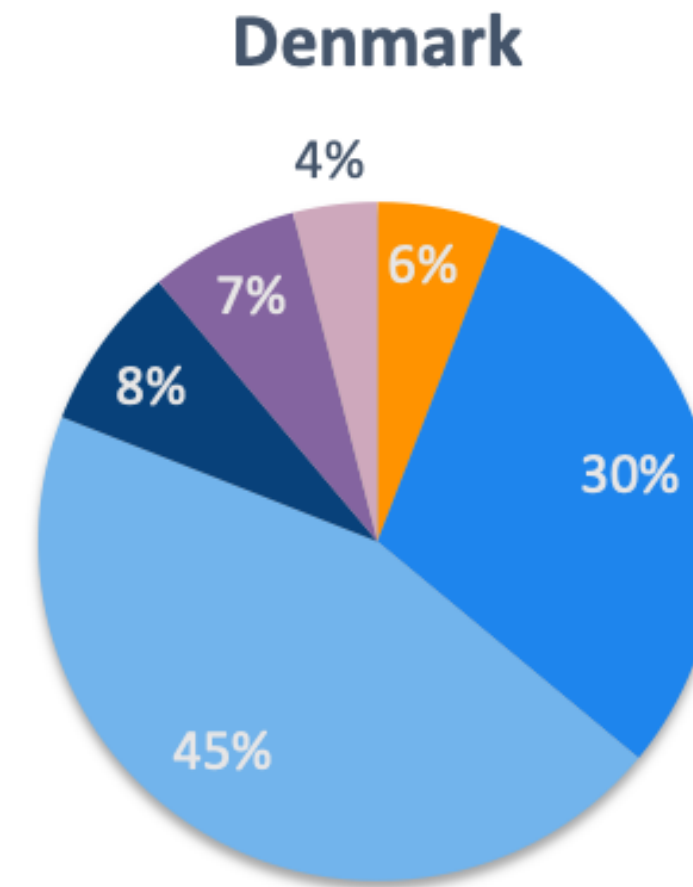
- Includes those who recieved:
- Refugee status
  - Other status
  - Family reunification, spouse
  - Family reunification, minor
  - Special Act

# Zoom on the country of origin for asylum seekers in Denmark from 2010-2021



# Source of income for refugees in Denmark

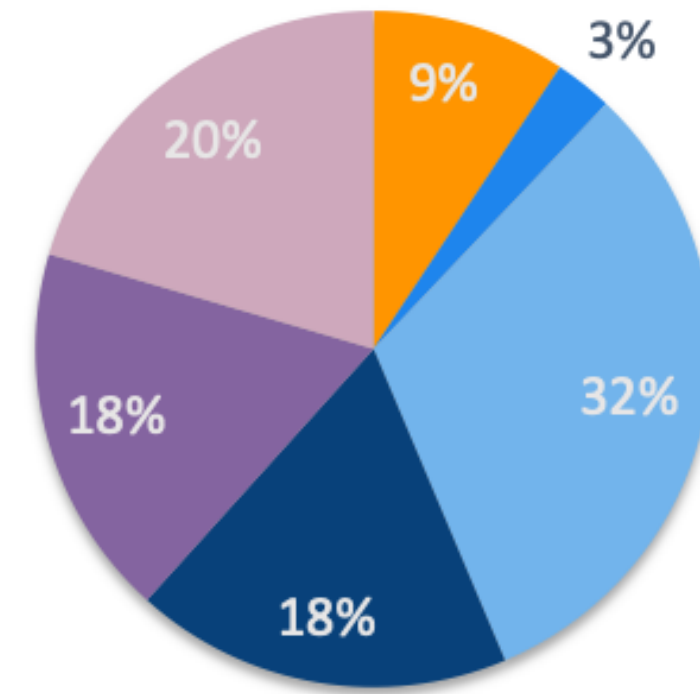
- Self-employed
- Employees - upper level
- Employees - basic level
- Other employees
- Employees, not specified
- Unemployed



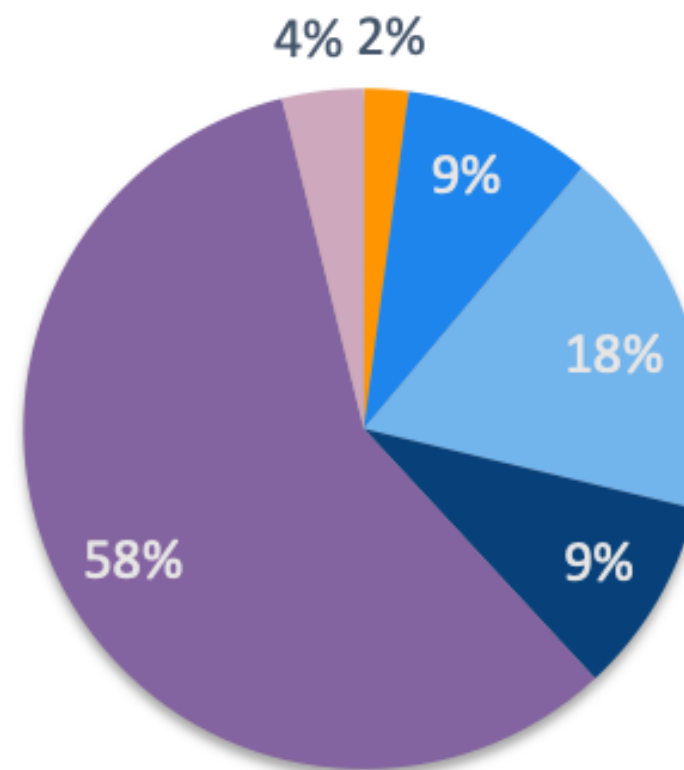
# Source of income for refugees in Denmark

- Self-employed
- Employees - upper level
- Employees - basic level
- Other employees
- Employees, not specified
- Unemployed

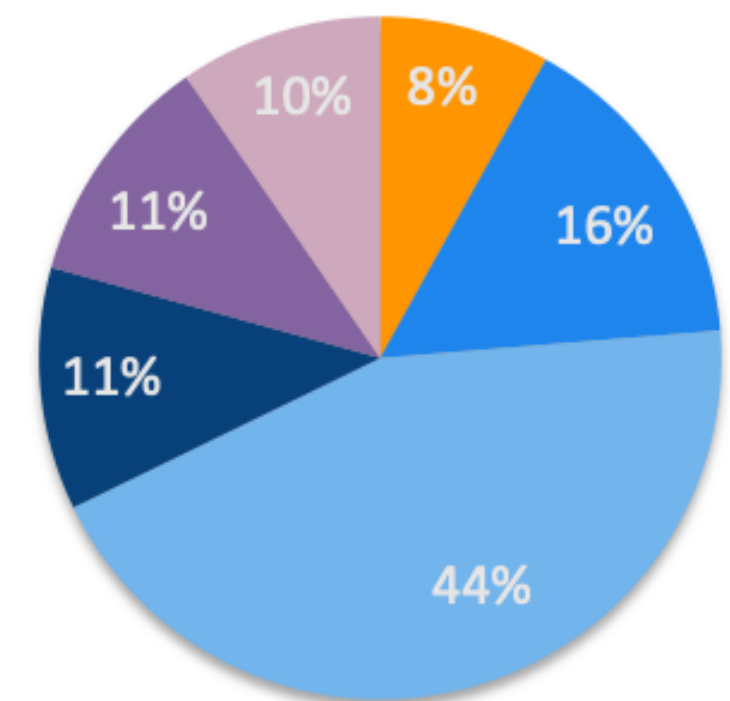
Syria



Ukraine



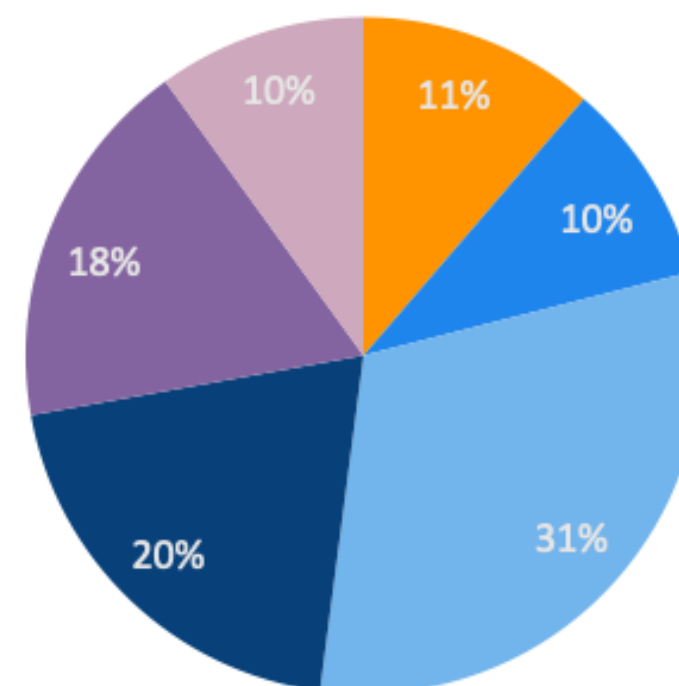
Afghanistan



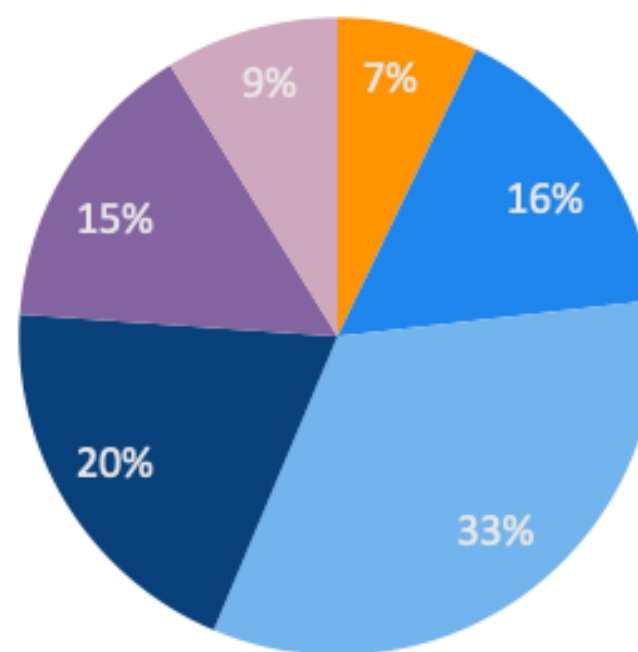
# Source of income for Immigrants in Denmark

- Self-employed
- Employees - upper level
- Employees - basic level
- Other employees
- Employees, not specified
- Unemployed

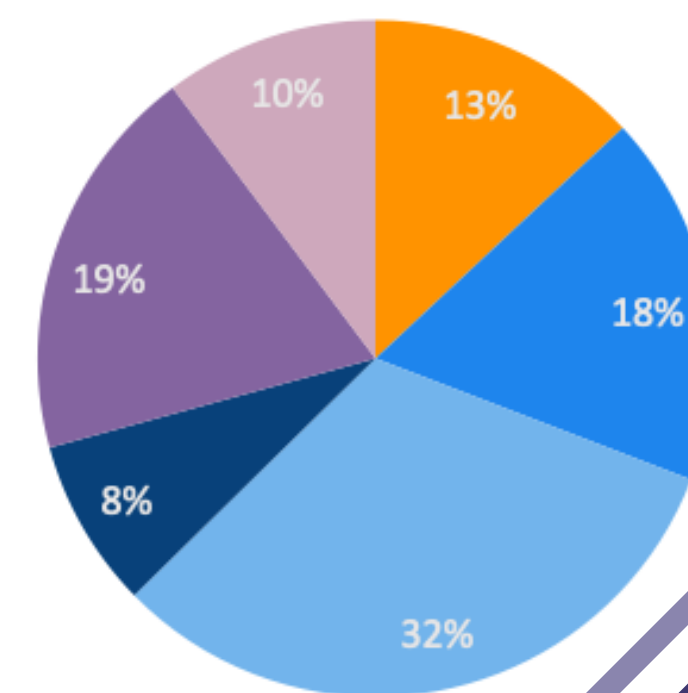
Turkey



Non-Western Immigrants Total



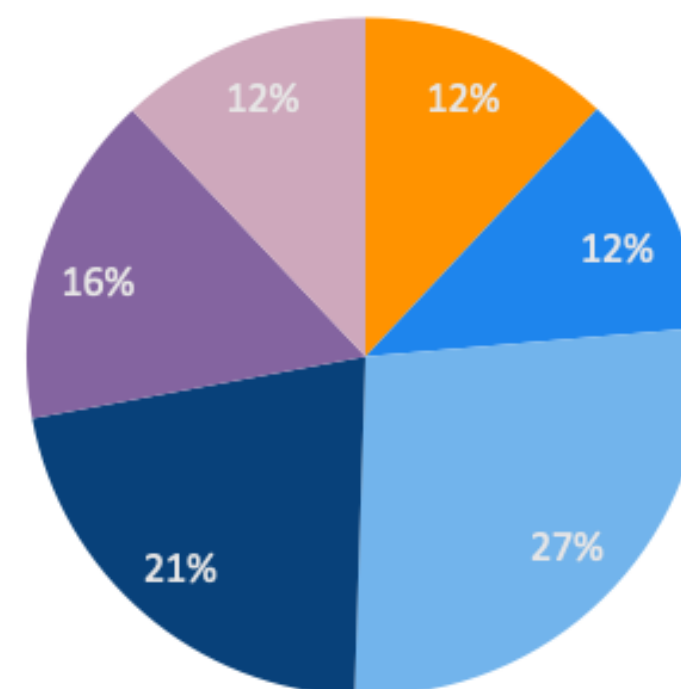
Lebanon



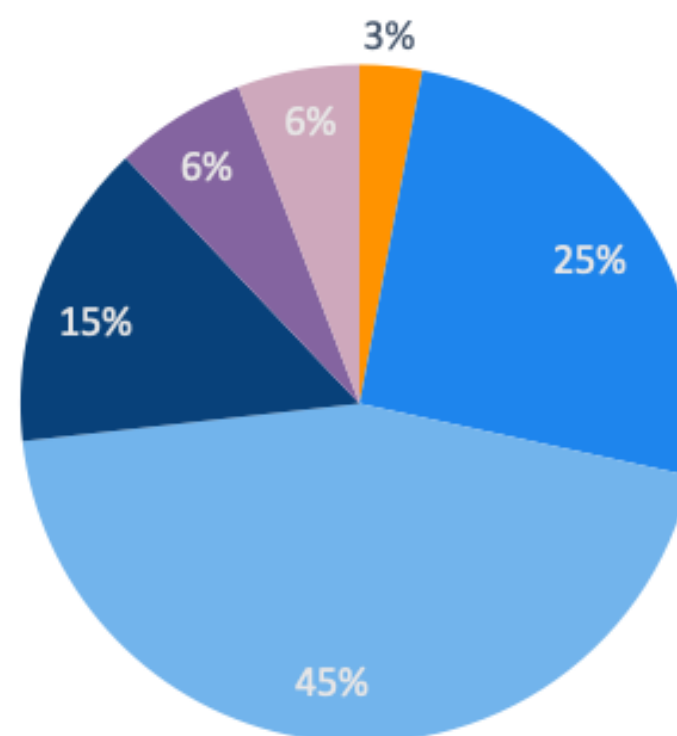
# Source of income for Immigrants in Denmark

- Self-employed
- Employees - upper level
- Employees - basic level
- Other employees
- Employees, not specified
- Unemployed

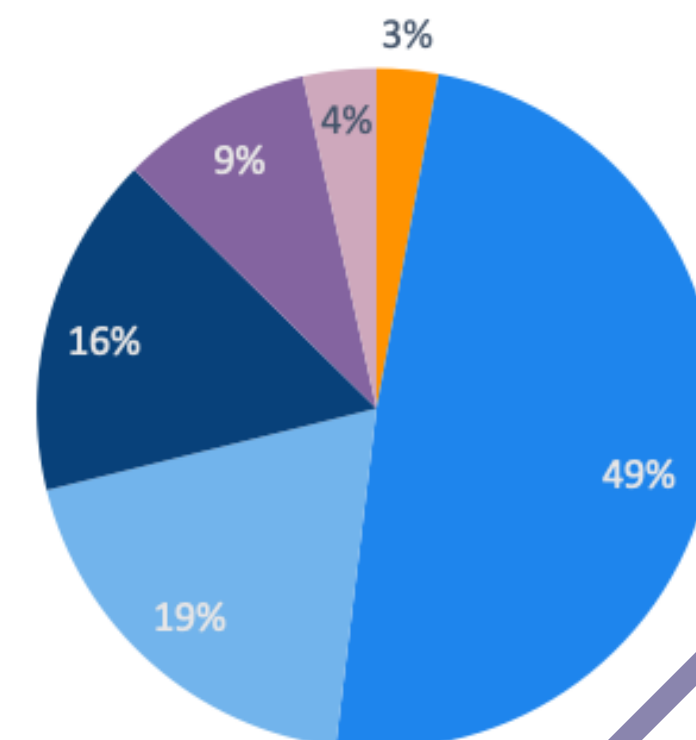
Pakistan



Bosnia and Herzegovina

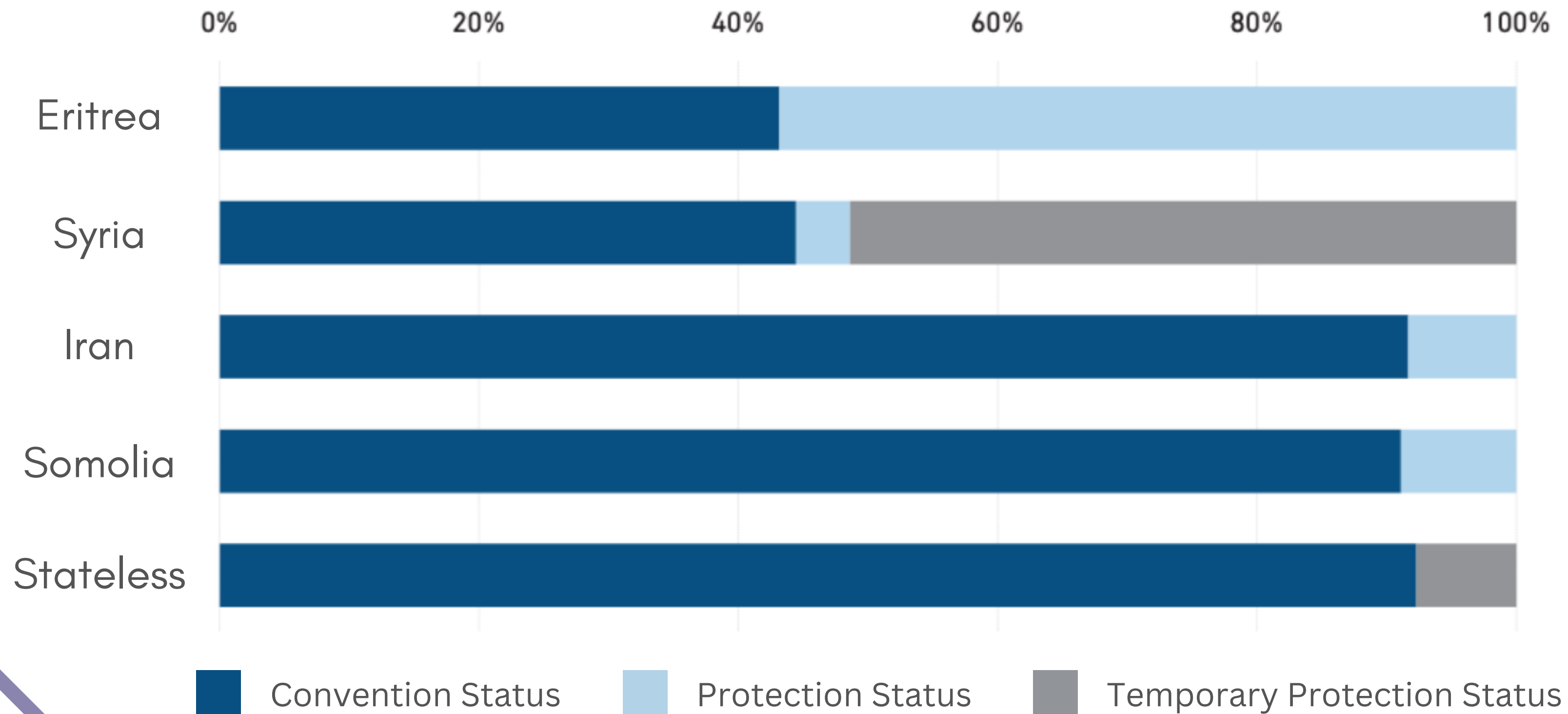


India





# Asylum residence permits divided by largest nationalities and status 2021



<b>Asylum Seekers in General</b>	<b>2020</b>	<b>2021</b>	<b>2022</b>
Number of requests for asylum (gross)	1.499	2.069	3.213
Total residence permits issued:	601	1.362	976
• of which convention status	325	466	282
• of which protection status	101	283	49
• of which temporary protection status	120	151	41
• of which quota refugees	31	197	7
• of which Special Act refugees	–	256	584
Number of refugees sent to Municipalities		820	838

# The recognition percentage in asylum in cases at the Danish Immigration Service

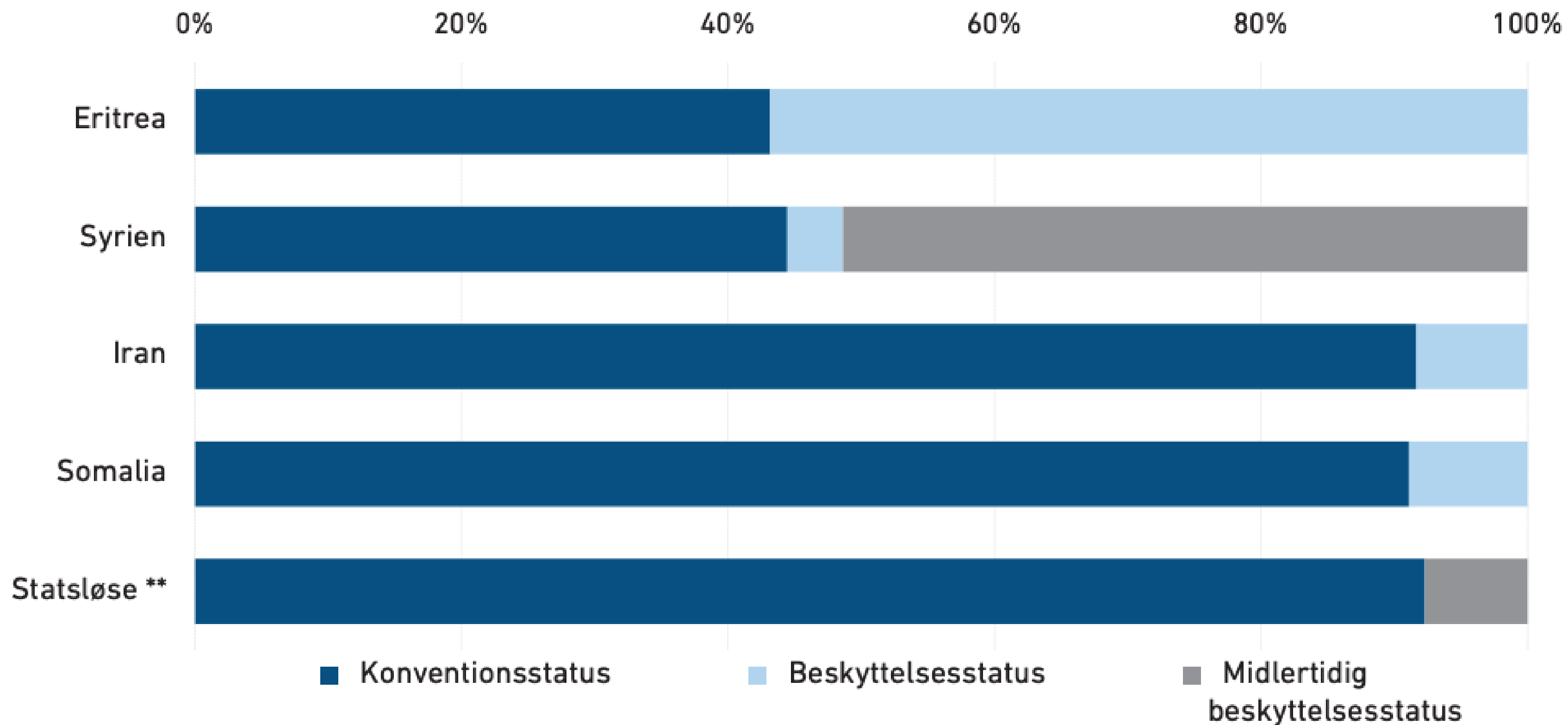
Nationality	2017	2018	2019	2020	2021
Eritrea	97%	99,5%	96%	98%	96%
Syria	96%	99%	94%	88%	83%
Iran	40%	51%	37%	24%	18%
Stateless*	18%	58%	70%	43%	55%
Somalia	9%	5%	14%	23%	58%
Others	11%	4%	7%	7%	3%
All Nationalities	36%	56%	57%	44%	55%

\*Including stateless Palestinians

Note: This statement only includes decisions regarding registered asylum seekers at the Danish Immigration Service. This does not include residence permits issued on other grounds after a final refusal of asylum, e.g. humanitarian residence permit.



## Asylopholdstilladelser fordelt på største nationaliteter og status 2021 \*



## Opholdstilladelser meddelt i asylsager mv.

Kategori	2020	<i>største nationaliteter 2021</i>			2021
	I alt	Eritrea	Syrien	Afghanistan	I alt
<b>Flygtningestatus</b>	<b>577</b>	<b>424</b>	<b>288</b>	<b>17</b>	<b>1.097</b>
Konventionsstatus	325	183	128	7	466
Beskyttelsesstatus	101	241	12	10	283
Midlertidig beskyttelsesstatus	120	0	148	0	151
Kvoteflygtninge	31	0	0	0	197
<b>Andet grundlag</b>	<b>24</b>	<b>0</b>	<b>0</b>	<b>259</b>	<b>265</b>
Opholdstilladelse efter særloven *		0	0	256	256
Humanitær opholdstilladelse	15	0	0	1	6
Andre grunde **	9	0	0	2	3
<b>I alt</b>	<b>601</b>	<b>424</b>	<b>288</b>	<b>276</b>	<b>1.362</b>

\* Midlertidig opholdstilladelse til personer, der i Afghanistan har bistået danske myndigheder m.v., i medfør af lov nr. 2055 af 16. november 2021 (særloven).

\*\* Andre grunde omfatter bl.a. særlige opholdstilladelser til uledsagede mindreårige asylansøgere og opholdstilladelse til afviste asylansøgere på grund af udsendelseshindringer eller hvis ganske særlige grunde taler for det, herunder hensyn til familiens enhed og barnets tarv.

Note: Tallene i denne opgørelse vedrører alle instanser. 46% af de 546 personer og 66% af de 900 personer, der hhv. i 2020 og 2021 meddeltes flygtningestatus (ekskl. kvoteflygtninge), havde et andet opholdsgrundlag i forvejen.

## Anerkendelsesprocenten i asylsager i Udlændingestyrelsen

Nationalitet	2017	2018	2019	2020	2021
Eritrea	97%	99,5%	96%	98%	96%
Syrien	96%	99%	94%	88%	83%
Iran	40%	51%	37%	24%	18%
Statsløse *	18%	58%	70%	43%	55%
Somalia	9%	5%	14%	23%	58%
Øvrige	11%	4%	7%	7%	3%
<b>Alle nationaliteter</b>	<b>36%</b>	<b>56%</b>	<b>57%</b>	<b>44%</b>	<b>55%</b>

\* Inklusiv statsløse palæstinensere.

Note: I denne opgørelse indgår kun afgørelser vedrørende registrerede asylansøgere i Udlændingestyrelsen. Her indgår ikke opholdstilladelser meddelt på andet grundlag efter endeligt afslag på asyl, fx humanitær opholdstilladelse.